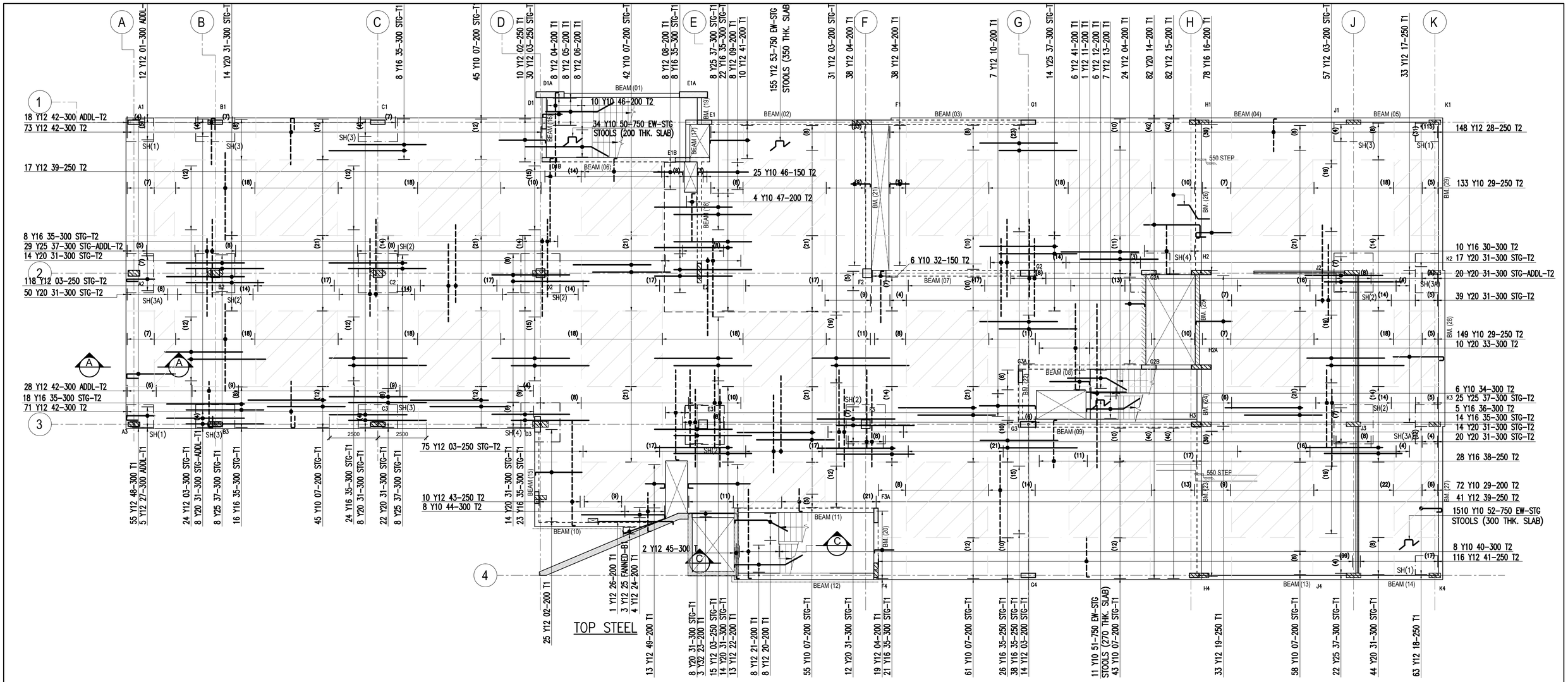

COVER: 30 (ALL SIDES)
LAP LENGTH: 50 x DIA.

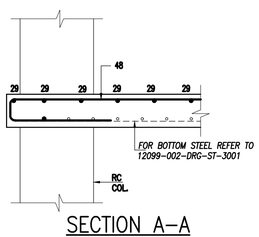

SECTION A–A

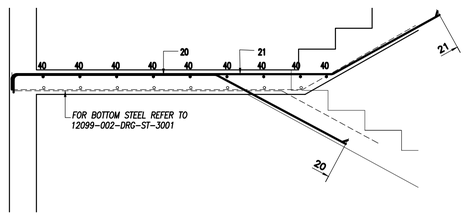

SECTION C–C

FOR BOTTOM STEEL REFER TO
DWG. NO. 12099-002-DRG-ST-3001

FOR BENDING SCHEDULE REFER TO
12099-BS-009-010

ayabe

STRUCTURAL
ENGINEERING
SERVICES

SOUTH AFRICA
info@ayabe.co.za

CLIENT
LOGO

IMPOSED FLOOR LOADING'S (kN/m²)

Floor Zone	Floor Finish	Partition Walls	Live Load	Total

COPYRIGHT IS VESTED IN THIS DRAWING AND NO USE OR REPRODUCTION OR DUPLICATION THEREOF MAY OCCUR WITHOUT THE WRITTEN CONSENT OF THE OWNERS

REVISIONS:

No	Description	By	Date
1	ISSUED FOR CONSTRUCTION	NN	10.01.19

DISCLAIMER:
IF CONSTRUCTION DRAWINGS ARE ISSUED UNSIGNED, THE MASTER WITH THE ORIGINAL SIGNATURE OF APPROVAL WILL BE HELD AT THE OFFICE OF THE APPROVER

SCALE: 1:100
SIZE: A1

ISSUED FOR CONSTRUCTION

DRAWN BY: J.P
DESIGNED BY: A.K
CHECKED BY: N.N

APPROVED BY:
DATE
N.N

PROJECT DESCRIPTION:

DRAWING DESCRIPTION: SECTION 2 GROUND FLOOR AT LEVEL 107.140 TOP REINFORCEMENT DETAILS

DRAWING NUMBER: 12099 _ 002 _ DRG _ ST _ 3002 _ REV 0